



**AUTOMATIC TYRE CHANGERS
WITH TILT TOWER**

TS 45.26D
Series



SERVING THE SHOP® SINCE 1925


AUTOMATIC TYRE CHANGERS WITH TILT TOWER

Storage area on selected models.

Professional **PNEUMATIC AUXILIARY ARM** for selected models.

TS45.26DP PREMIUM

All pedals are easy to reach without the need for unnatural movements.



Tool head featuring **PNEUMATIC POSITIONING** with up and down movement. (DP models only)

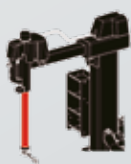


Plate with diameter up to 26" with **ADJUSTABLE JAWS**.

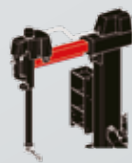


Pneumatic bead breaker with **ADJUSTABLE SHOVEL** (DPW Plus model only).





Ø 40 mm
tool rod



60 x 60 mm
horizontal arm



Motor with **INVERTER**.

Allows the operator to change the wheel rotation speed (0 – 15 rpm). When stress on the bead increases, rotation automatically slows down to prevent damage to the tyre.

The **FRAME AND TILT TOWER** are extremely strong so all types of car and van wheels can be changed while ensuring **UTMOST SAFETY** for the tyre and rim.



The optimised design provides easy access to internal components and simple adjustments.



CONFIGURATIONS	TS 45.26D	TS 45.26DP	TS 45.26D Pro	TS 45.26D Pro W	TS 45.26DP Premium
Plastic tool				✓	✓
Pneumatic tool positioning		✓			✓
Adjustable bead breaker shovel					✓
Pneumatic bead press arm			✓	✓	✓
Tool & accessories storage				✓	✓
WDK certificate				✓	✓

TECHNICAL DATA


	TS45.26D	TS45.26DP	TS45.26D Pro	TS45.26D Pro W	TS45.26DP Premium
	ROT.TS45X.202147	ROT.TS45X.202116	ROT.TS45X.202062	ROT.TS45X.202093	ROT.TS45X.202031
Max. torque (Nm)	1200 (885 ft.lbs)	1200 (885 ft.lbs)	1200 (885 ft.lbs)	1200 (885 ft.lbs)	1200 (885 ft.lbs)
Outer clamping range	10" - 26"	10" - 26"	10" - 26"	10" - 26"	10" - 26"
Inner clamping range	13" - 28.5"	13" - 28.5"	13" - 28.5"	13" - 28.5"	13" - 28.5"
Max. wheel diameter	45"	45"	45"	45"	45"
Max. rim width	13.5"	13.5"	16"	16"	16"
Max. wheel width	16"	16"	16"	16"	16"
Bead breaker force	11900 N (2675 lbf)				
Air supply	8 - 10 bar (116 - 145 psi)				
Power inverter motor	0.75 kW (1 Hp)				
Power supply	200 - 240 V / 50 - 60 Hz				
Phases	1 Ph				
Typical current draw (A)	10				
Rotation speed	0 - 16 rpm				

ACCESSORIES



G800A11

Plastic guard for side bead breaker shovel (1 pc.).



G800A117

Plastic quick insertion guard for tool head (1 set, 2 pcs.).



VSG.8A137.902160

Tubeless inflation kit for plate tyre changers.



VSG.8A138.902184

Front wheel lift.



VSG.8A139.902207

Bead breaker roller kit with bead pusher arm | PL100 equipment necessary.



VSG.8A140.902221

Plastic guard for jaws (1 set, 4 pcs.).



VSG.8A140.902245

Plastic guard for jaws (10 set, 40 pcs.).



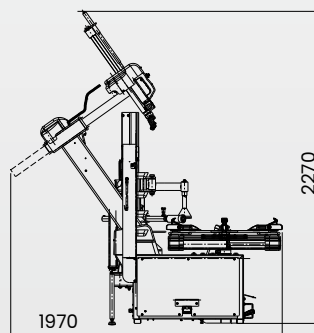
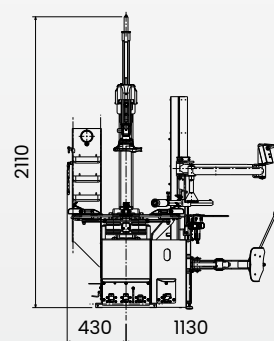
VSG.8A141.902269

Side column storage with built-in gauge.



VSG.PL100.900401


Bead pusher device for tyre changers with tilting pole (installation on right side).



GERMANY **BlitzRotary GmbH** Hüfanger Straße 55 | 78199 Bräunlingen | +49 771 9233 0
 ITALY **Vehicle Service Group Italy S.r.l.** Via F. Brunelleschi 9 | 44020 Ostellato FE | +39 051 6781511
 FRANCE **RAV France SARL** 4, Rue De Longue Raie, ZAC de la Tremblaie | 91220 Le Plessis Pâté | +33 1 60 86 88 16
 UK **Vehicle Service Group UK Ltd** 3 Fourth Avenue, Bluebridge Industrial EST | Halstead, Essex, CO9 2SY | +44 1787 477711

a **DOVER** company

✉ info.emea@rotarysolutions.com

 ROTARYsolutions.eu