



**AUTOMATIC TYRE CHANGERS  
WITH TILT TOWER**

**TS 45.26D**  
Series



**SERVING THE SHOP® SINCE 1925**


# AUTOMATIC TYRE CHANGERS WITH TILT TOWER

Storage area on selected models.

Professional **PNEUMATIC AUXILIARY ARM** for selected models.

TS45.26DP PREMIUM

All pedals are easy to reach without the need for unnatural movements.



Tool head featuring **PNEUMATIC POSITIONING** with up and down movement. (DP models only)

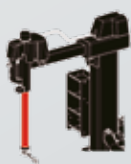


Plate with diameter up to 26" with **ADJUSTABLE JAWS**.

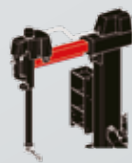


Pneumatic bead breaker with **ADJUSTABLE SHOVEL** (DPW Plus model only).





Ø 40 mm  
tool rod



60 x 60 mm  
horizontal arm



#### Motor with **INVERTER**.

Allows the operator to change the wheel rotation speed (0 – 15 rpm). When stress on the bead increases, rotation automatically slows down to prevent damage to the tyre.

The **FRAME AND TILT TOWER** are extremely strong so all types of car and van wheels can be changed while ensuring **UTMOST SAFETY** for the tyre and rim.



The optimised design provides easy access to internal components and simple adjustments.



CONFIGURATIONS	TS 45.26D	TS 45.26DP	TS 45.26D Pro	TS 45.26D Pro W	TS 45.26DP Premium
Plastic tool				✓	✓
Pneumatic tool positioning		✓			✓
Adjustable bead breaker shovel					✓
Pneumatic bead press arm			✓	✓	✓
Tool & accessories storage				✓	✓
WDK certificate				✓	✓


## TECHNICAL DATA

	TS45.26D	TS45.26DP	TS45.26D Pro	TS45.26D Pro W	TS45.26DP Premium
	ROT.TS45X.202147	ROT.TS45X.202116	ROT.TS45X.202062	ROT.TS45X.202093	ROT.TS45X.202031
<b>Max. torque (Nm)</b>	1200 (885 ft.lbs)	1200 (885 ft.lbs)	1200 (885 ft.lbs)	1200 (885 ft.lbs)	1200 (885 ft.lbs)
<b>Outer clamping range</b>	10" - 26"	10" - 26"	10" - 26"	10" - 26"	10" - 26"
<b>Inner clamping range</b>	13" - 28.5"	13" - 28.5"	13" - 28.5"	13" - 28.5"	13" - 28.5"
<b>Max. wheel diameter</b>	45"	45"	45"	45"	45"
<b>Max. rim width</b>	13.5"	13.5"	16"	16"	16"
<b>Max. wheel width</b>	16"	16"	16"	16"	16"
<b>Bead breaker force</b>	11900 N (2675 lbf)				
<b>Air supply</b>	8 - 10 bar (116 - 145 psi)				
<b>Power inverter motor</b>	0.75 kW (1 Hp)				
<b>Power supply</b>	200 - 240 V / 50 - 60 Hz				
<b>Phases</b>	1 Ph				
<b>Typical current draw (A)</b>	10				
<b>Rotation speed</b>	0 - 16 rpm				

## ACCESSORIES



**G800A11**  
Plastic guard for side bead breaker shovel (1 pc.).



**G800A117**  
Plastic quick insertion guard for tool head (1 set, 2 pcs.).



**VSG.8A137.902160**  
Tubeless inflation kit for plate tyre changers.



**VSG.8A138.902184**  
Front wheel lift.



**VSG.8A139.902207**  
Bead breaker roller kit with bead pusher arm | PL100 equipment necessary.



**VSG.8A140.902221**  
Plastic guard for jaws (10 pcs.).



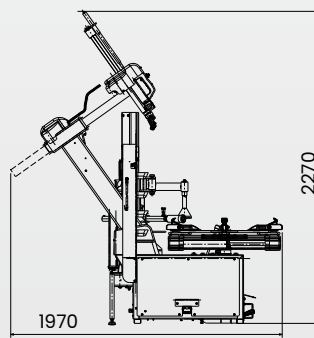
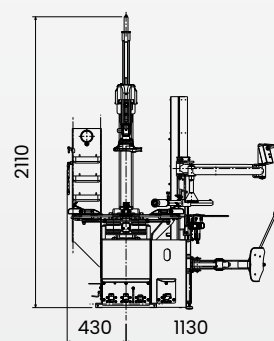
**VSG.8A140.902245**  
Plastic guard for jaws (10 pcs.).



**VSG.8A141.902269**  
Side column storage with built-in gauge.



**VSG.PL100.900401**  
Bead pusher device for tyre changers with tilting pole (installation on right side).



GERMANY **BlitzRotary GmbH** Hüfingerring Straße 55 | 78199 Bräunlingen | +49 771 9233 0  
 ITALY **Vehicle Service Group Italy S.r.l.** Via F. Brunelleschi 9 | 44020 Ostellato FE | +39 051 6781511  
 FRANCE **RAV France SARL** 4, Rue De Longue Raie, ZAC de la Tremblaie | 91220 Le Plessis Pâté | +33 1 60 86 88 16  
 UK **Vehicle Service Group UK Ltd** 3 Fourth Avenue, Bluebridge Industrial EST | Halstead, Essex, CO9 2SY | +44 1787 477711

a **DOVER** company

✉ [info.emea@rotarysolutions.com](mailto:info.emea@rotarysolutions.com)

 [ROTARYsolutions.eu](http://ROTARYsolutions.eu)