Das Netzkabel wird von oben in die Bediensäule geführt.
Insert the power supply cable from above to the operating column

	STD	EH2
A	4572-5028	4976-5432
B	4419-4875	4791-5247

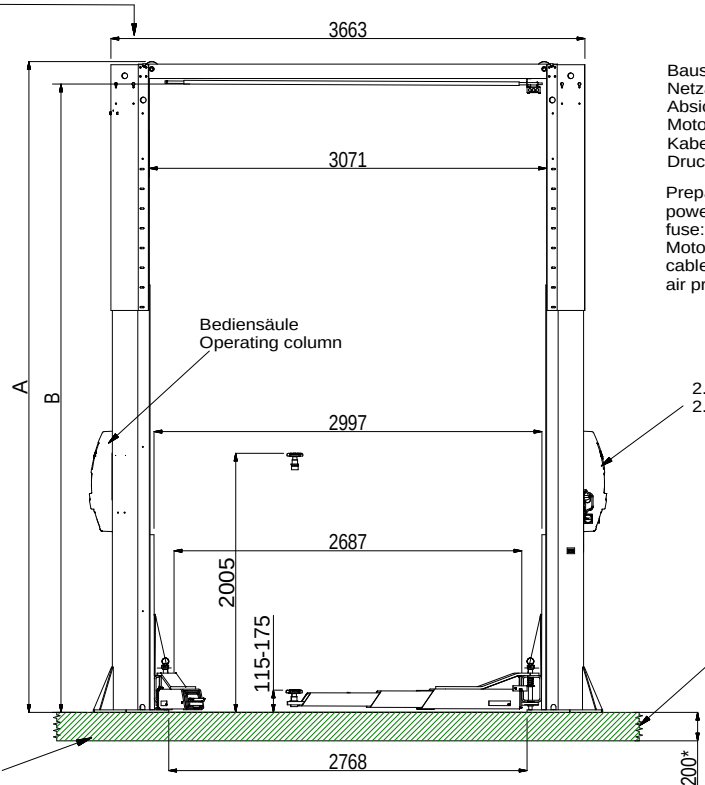

Bauseits an der Bediensäule bereitstellen:
Netzanschluss: 3 PH,N+PE,400V,50Hz
Absicherung: 16 Ampere träge
Motorleistung: 3 kW
Kabellänge: ca.2 m, 5x2,5 mm²
Druckluft, lichte Weite 6 mm, 6-10 bar

Prepared by customer at the operating column:
power supply: 3 PH,N+PE,400V,50Hz
fuse: 16 Ampere, time lag
Motor power: 3 kW
cable: approx. 2 m, 5x 2,5 mm²
air pressure inner diameter 6 mm, 6-10 bar

Wir weisen in unseren Plänen auf die Mindestanforderung des Fundamentes hin, jedoch der Zustand der örtlichen Gegebenheiten (z.B. Untergrund, Ausführung etc.) obliegt nicht unserer Verantwortung. Die Ausbildung der Einbausituation muss vom planenden Architekten bzw. Statiker im speziellen Fall individuell spezifiziert werden.

We point out the minimum requirement of the foundation in our plans. The condition of the local realities for example: the ground under the foundation) does not lie in our responsibility. The execution of the installation situation must be individually specified by the planning architect or by the engineer engaged in statically calculations in the special case.

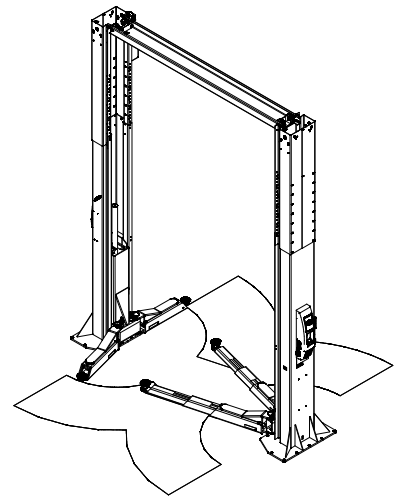

*) Betonstärke min.200mm ohne Belag (Fliesen/Estrich)
Concrete thickness min.200mm without floor pavement/tiles
(Maß geändert: 31.07.2018)

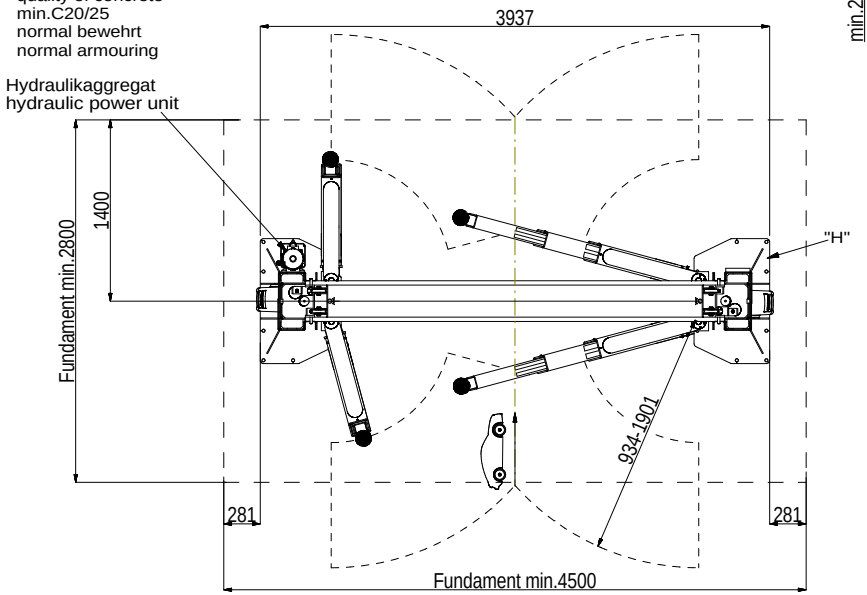

SPO65 Grundplatte/base plate

Detail "H"

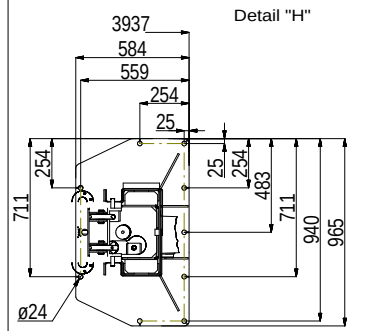

empfohlene Dübel / recommended anchors

Hilti: HST3-M20x170-/30

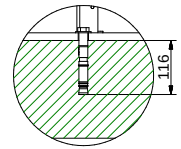

MKT: VMZ-A145M16-30/200

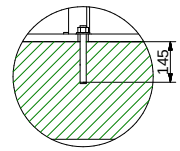

Die Mindestverankerungstiefe des Dübels beachten. Mit Estrich/Fliesen sind längere Dübel einzusetzen.
Observe the min. anchorage of the dowels. With floor pavements, tiles use longer dowels.

Die Montagevorschrift des Dübelherstellers immer beachten.
Observe always the regulation of the dowel manufacturer

REV	CO NUM	DATE	BY

ALL DIMENSIONS IN MILLIMETERS

UNLESS OTHERWISE NOTED:
ANGULAR DIMENSIONS:+/- 1°
OTHER DIMENSIONS: +/- 0.8mm (<305mm)
+/- 1.6mm (>or= 305mm)

THIRD ANGLE PROJECTION

DO NOT SCALE DRAWING

UNLESS OTHERWISE SPECIFIED:
0.8mm MIN. CORNER BREAK
REMOVE ALL BURRS

NOTES:

Tragfähigkeit 6500 kg
Lifting capacity
capacité de levage

The design and detail illustrated in this drawing is the property of Rotary Lift. It is being loaned with the expressed condition that it will not be duplicated or used except by permission and is subject to return upon request.

SPO65E-LWB
Datenblatt/Data sheet

ROTARY LIFT
A DOVER COMPANY

DRAWN	SCALE	SHEET
MiGo		
APPROVED	DATE	DRAWING NUMBER
-	31.07.2018	SPO65E-LWB_8614

Alle Maße in Millimeter
all dimensions in millimeter

Mass- und Konstruktionsänderungen vorbehalten!
subject to alterations!

Flächenpressung p= 0.81 daN/cm²
surface pressure