

COMPACT SCREW COMPRESSOR

8 / 10 / 13 BAR, OIL-INJECTED, V-BELT DRIVE

The oil-injected, V-belt driven MONSUN Fast screw compressors are available in three pressure levels within a power range of 4 – 15 KW. The intelligent design forms the MATRIX Integral

compressor. The most important functional components are firmly integrated in one module.

- + BAFA funding possible
- + Compact design
- + Quiet as a whisper – quiet, efficient operation

Aluminum compact cooler: The composite design brings together oil and air cooling in one component. Cleaning is greatly simplified via maintenance-friendly placement.

Drive with reserves: MONSUN Fast compact screw compressors include the use of certified IE3 electric motors. The ISO F winding offers safe power reserves.


Clamping device: The self-regulation ensures a minimum slip at constantly high efficiency. Thus, nothing stands in the way of a maintenance-free operation.

Optimum cooling air supply: With MONSUN Fast screw compressors, the incoming cooling air flow is pressed up directly, without any obstructing baffle plates.

External fine separator: Generously dimensioned fine separator cartridges reduce unwanted internal pressure losses. An exchange is possible within seconds.

Setting up and getting started Equipped as standard with cable and quickly connectable via a connection hose of 1.5 m (4.9 in) length.

All essential side panels can be removed. Maintenance work can be done comfortably and downtimes can be kept to a minimum.



Large ground clearance allows easy transport by forklift or pallet truck

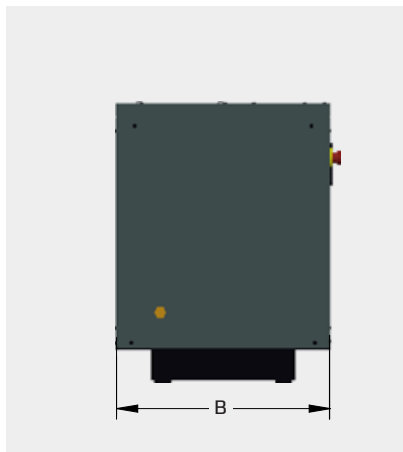
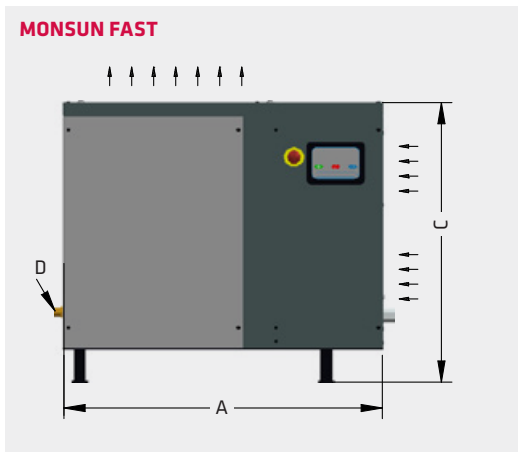


HIGHLIGHTS IN DETAIL



1 Microprocessor control Easy2. An integrated diagnostic system monitors all safety-relevant operating parameters. The pressure sensor ensures precise working in the set pressure range.

2 The intelligent design forms the MATRIX Integral compressor. The most important functional components are firmly integrated in one module.



Model	MONSUN FAST				
Pressure vessel capacity	4 KW	5,5 KW	7,5 KW	11 KW	15 KW
Max. pressure (bar)	8 - 10 - 13	8 - 10 - 13	8 - 10 - 13	8 - 10 - 13	8 - 10 - 13
D Compressed air connection	1/2"	1/2"	1/2"	3/4"	3/4"
Flow capacity (m ³ /min)	0,56-0,45-0,4	0,82-0,72-0,64	0,95-0,86-0,69	1,56-1,43-1,21	2,01-1,9-1,67
Electric connection (V/Hz)	400/50	400/50	400/50	400/50	400/50
A Width	820 mm	820 mm	820 mm	940 mm	940 mm
B Depth	540 mm	540 mm	540 mm	630 mm	630 mm
C Height	750 mm	750 mm	750 mm	850 mm	850 mm
Noise level db(A)	65	66	67	65	67
Weight (kg)	138	143	148	254	280

Volume flow of entire installation according to ISO 1217 2009, Annex C: Absolute inlet pressure 1 bar (a) Cooling and air inlet temperature 20 °C
 Sound pressure level according to ISO 2151 and basic standard ISO 9614-2, tolerance ± 3 dB (A)

SPECIFICATION

ACCESSORIES



- 1** BLITZ special compressor oil for screw compressors
- 2** Cyclone separator

SIMILAR PRODUCTS



- 1** MONSUN Fast D - Compact screw compressor with refrigerant dryer
- 2** MONSUN Fast S - Compact screw compressor as a compressed air station on a horizontal pressure vessel with a refrigerant dryer
- 3** MONSUN Fast K - Compact screw compressor on horizontal pressure vessel